

# CITY OF SHERWOOD DOWNTOWN STREETSCAPES PH 1 FURNISHING REPAINTING PROJECT

SUMMER 2024

(BID DOCUMENT VOLUME 2 OF 2 - CONTRACT DRAWINGS)

**PROJECT LOCATION:**

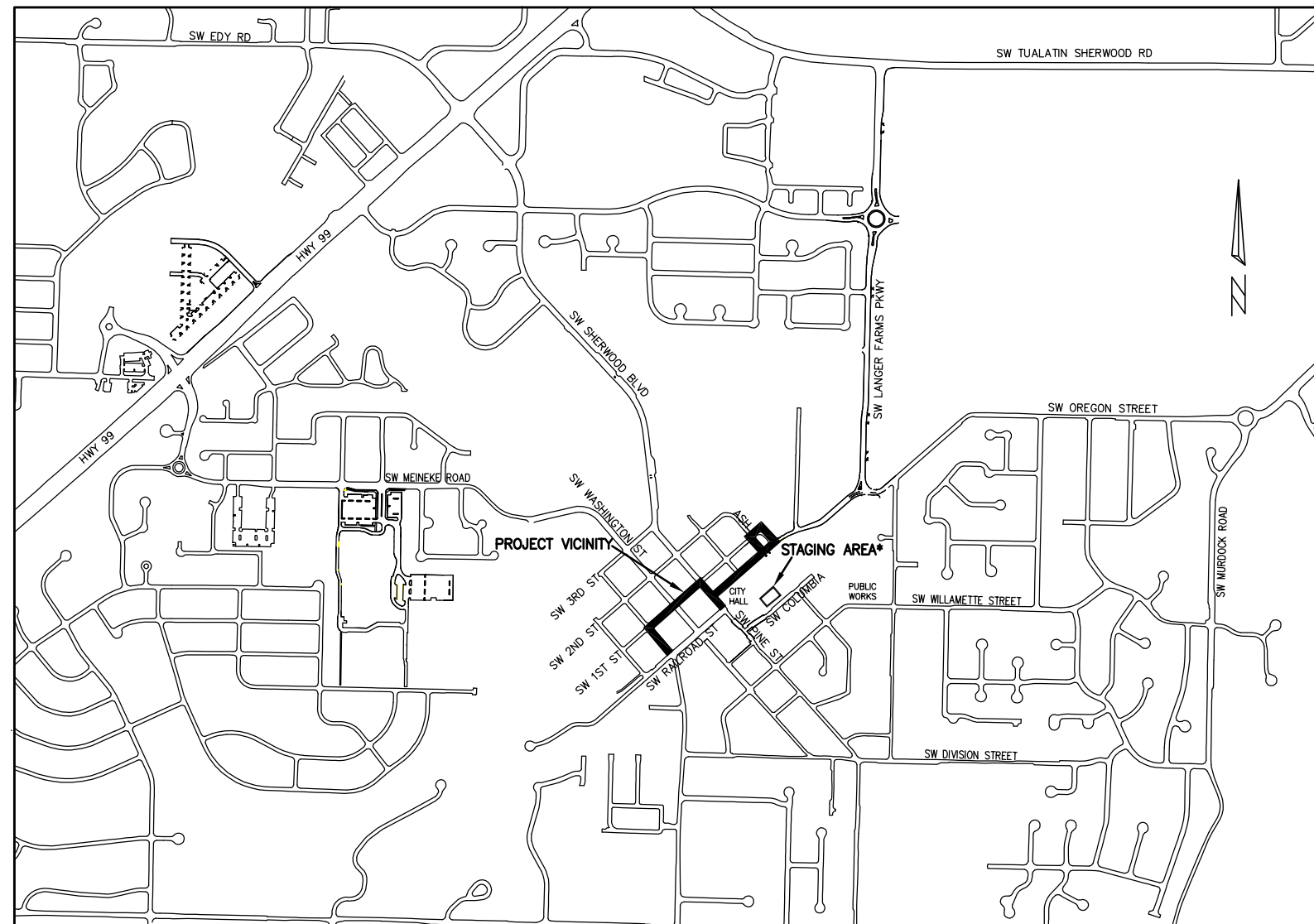
SW 1ST ST BETWEEN MAIN AND PINE  
SW MAIN ST BETWEEN RAILROAD AND 1ST  
SW PINE ST BETWEEN RAILROAD AND 1ST  
PATHWAY BETWEEN SW PINE AND SW ASH  
SW ASH ST ROUNDABOUT

**PROJECT MANAGER/OWNER:**

CITY OF SHERWOOD  
22560 SW PINE ST  
SHERWOOD, OREGON 97140  
CONTACT: JASON WATERS, P.E.  
PH. 503-925-2304  
WATERSJ@SHERWOODOREGON.GOV

**SHEET INDEX:**

1. COVER SHEET
2. GENERAL NOTES
3. WEST
4. EAST
5. DETAILS
6. DETAILS
7. DETAILS
8. DETAILS
9. DETAILS
10. DETAILS
11. DETAILS
12. DETAILS



\*POTENTIAL STAGING AREA ON  
SW COLUMBIA ST, NORTHEAST OF THE  
FOUNTAIN PLAZA

**VICINITY MAP**  
NOT TO SCALE

**INSPECTOR INFORMATION:**

CITY OF SHERWOOD: ANDY STIRLING (503) 925-2307  
CONTACT INSPECTOR 48 HOURS PRIOR TO CONSTRUCTION.

COVER SHEET

**DOWNTOWN STREETSCAPES PH 1  
FURNISHING REPAINTING PROJECT**

LOCATED IN SECTION 32B, T2S, R1W, W.M. IN THE CITY  
OF SHERWOOD, WASHINGTON COUNTY,  
STATE OF OREGON

**CITY OF SHERWOOD**  
ENGINEERING DEPARTMENT  
22560 SW PINE STREET  
SHERWOOD, OREGON 97140

PHONE: (503) 925-2309  
FAX: (503) 925-0629  
E-MAIL: [engineering@sherwoodoregon.gov](mailto:engineering@sherwoodoregon.gov)

DRAWN BY:	AS	CHECKED BY:	CCC
FULL SIZE SCALE:	NOT TO SCALE	DATE:	SUMMER 2024

JOB NO.	
SHEET NO.	SHEET <b>1</b>

REVISIONS

## GENERAL NOTES

1. ALL CONSTRUCTION WORK, MATERIALS AND TESTING SHALL CONFORM TO THE APPLICABLE SECTION OF THE CITY OF SHERWOOD ENGINEERING DESIGN AND STANDARD DETAILS MANUAL. CONTRACTOR AND SUBCONTRACTOR(S) SHALL HAVE A MINIMUM OF ONE SET OF APPROVED PLANS AND CITY OF SHERWOOD CONSTRUCTION SPECIFICATIONS ON THE JOB SITE AT ALL TIMES DURING CONSTRUCTION.
2. IT SHALL BE THE RESPONSIBILITY OF THE CONTRACTOR TO PROCURE ALL APPLICABLE PERMITS, LICENSES, AND CERTIFICATES RELATIVE TO THE TRADES TO COMPLETE THE PROJECT AND FOR THE USE OF SUCH WORK WHEN COMPLETED. COMPLIANCE SHALL BE AT ALL LEVELS, FEDERAL, STATE, COUNTY, AND LOCAL, RELATING TO THE PERFORMANCE OF THIS WORK. A CITY OF SHERWOOD OR A METRO BUSINESS LICENSE IS REQUIRED FOR THE CONTRACTOR AND ALL SUBCONTRACTORS.
3. IT SHALL BE THE RESPONSIBILITY OF THE CONTRACTOR TO VERIFY ALL UTILITY LOCATIONS PRIOR TO CONSTRUCTION AND ARRANGE FOR PROTECTION OF UTILITIES DURING PROPOSED WORK.
4. OREGON LAW REQUIRES THE CONTRACTOR TO FOLLOW RULES ADOPTED BY THE OREGON UTILITY NOTIFICATION CENTER. THOSE RULES ARE SET FORTH IN OAR 952-001-0010 THROUGH OAR 952-001-0090. THE CONTRACTOR MAY OBTAIN COPIES OF THESE RULES FROM THE CENTER BY CALLING (503) 232-1987 OR BY ACCESSING THE INTERNET AT WWW.STATE.OR.US/GOVERNMENT.HTM. THE CONTRACTOR MUST NOTIFY THE CENTER AT LEAST 2 BUSINESS DAYS, BUT NOT MORE THAN 10 BUSINESS DAYS, BEFORE COMMENCING AN EXCAVATION. CALL (503) 246-6699.
5. THE CONTRACTOR SHALL MAKE PROVISIONS TO KEEP ALL EXISTING UTILITIES IN SERVICE AND PROTECT THEM DURING CONSTRUCTION. CONTRACTOR SHALL IMMEDIATELY REPAIR OR REPLACE ANY DAMAGED UTILITIES USING MATERIAL AND METHODS APPROVED BY THE UTILITY OWNER. NO SERVICE INTERRUPTIONS SHALL BE PERMITTED WITHOUT PRIOR WRITTEN AGREEMENT WITH THE UTILITY PROVIDER AND NOTIFICATION TO SERVICE CUSTOMER.
6. THE CONTRACTOR SHALL PRUNE ALL VEGETATION, AS NECESSARY FOR EQUIPMENT CLEARANCES AWAY AND UP FROM THE STREET AND SIDEWALK. THE CONTRACTOR SHALL PROTECT ALL EXISTING LANDSCAPING. DAMAGE TO TREES AND SHRUBS IS THE RESPONSIBILITY OF THE CONTRACTOR TO REPAIR. COST OF TREE PRUNING IS INCIDENTAL.
7. CONTRACTOR SHALL NOTIFY THE CITY OF SHERWOOD 48 HOURS IN ADVANCE OF STARTING CONSTRUCTION AND 24 HOURS BEFORE RESUMING WORK AFTER SHUTDOWNS, EXCEPT FOR NORMAL RESUMPTION OF WORK FOLLOWING SATURDAYS, SUNDAYS, OR HOLIDAYS.
8. CONSTRUCTION VEHICLES SHALL PARK AT A LOCATION APPROVED BY THE INSPECTOR OR AT A LOCATION(S) INDICATED ON AN APPROVED PLAN. HOURS OF CONSTRUCTION SHALL BE AS SPECIFIED IN THE PLANS - UNLESS OTHERWISE APPROVED BY THE INSPECTOR. CONSTRUCTION IS PROHIBITED ON SATURDAY AND SUNDAY UNLESS WRITTEN APPROVAL IS OBTAINED FROM THE PUBLIC WORKS DIRECTOR AND CITY MANAGER. CONSTRUCTION ACTIVITIES INCLUDE ALL FIELD MAINTENANCE OF EQUIPMENT, REFUELING, AND PICK UP AND DELIVERY OF EQUIPMENT AS WELL AS THE ACTUAL CONSTRUCTION ACTIVITY.
9. AT THE END OF EACH WORK DAY, THE CONTRACTOR SHALL CLEAN UP THE PROJECT AREA AND LEAVE IT IN A NEAT AND SECURED MANNER. UPON COMPLETION, THE CONTRACTOR SHALL LEAVE THE PROJECT AREA FREE OF DEBRIS AND UNUSED MATERIAL.
10. THE CONTRACTOR SHALL KEEP AN APPROVED SET OF PLANS ON THE PROJECT SITE AT ALL TIMES WITH ALL KNOWN CHANGES REDLINED ON THE WORKING PLAN SET FOR THE SOLE PURPOSE OF RECORDING AS BUILT INFORMATION OF IMPROVEMENTS.
11. THE CONTRACTOR SHALL PERFORM ALL WORK NECESSARY TO COMPLETE THIS PROJECT IN ACCORDANCE WITH THE PLANS AND SPECIFICATIONS INCLUDING SUCH INCIDENTALS AS MAY BE NECESSARY TO MEET THE INTENT OF THE PROJECT CONTRACT DOCUMENTS, APPLICABLE AGENCY REQUIREMENTS AND OTHER WORK AS NECESSARY TO PROVIDE A COMPLETE PROJECT.
12. CONTRACTOR SHALL PROVIDE PROTECTION OF AFFECTED STORM DRAINS WITH APPROPRIATE INLET PROTECTION AND CONSTRUCTION PRACTICES MEETING CWS STANDARDS. RESIDUE RESULTING FROM PRESSURE WASHING, SURFACE PREPPING AND EXISTING PAINT/RUST REMOVAL (ETC.) SHALL NOT BE WASHED INTO STORM DRAINS.
13. THE CONTRACTOR SHALL MAINTAIN AND COORDINATE ACCESS TO ALL AFFECTED PROPERTIES. THE CONTRACTOR SHALL NOTIFY AFFECTED RESIDENTS A MINIMUM OF 48 HOURS PRIOR TO ANY DRIVEWAY CLOSURES. PEDESTRIAN ACCESS TO ENTRANCES SHALL BE MAINTAINED AT ALL TIMES. THE CONTRACTOR WILL PROVIDE RAMPS OR OTHER APPROVED METHODS FOR MAINTAINING ACCESS TO ENTRANCES. RAMPS SHALL BE ADA COMPLIANT, APPROVED BY THE ENGINEER, AND INCIDENTAL TO THE CONTRACT.
14. IT IS THE CONTRACTOR'S RESPONSIBILITY TO VISIT THE SITE AND VERIFY ALL EXISTING CONDITIONS BEFORE THE START OF WORK. THE CONTRACTOR SHALL TAKE ALL NECESSARY FIELD MEASUREMENTS AND OTHERWISE VERIFY ALL DIMENSIONS AND EXISTING CONSTRUCTION CONDITIONS INDICATED AND/OR SHOWN ON THE PLANS. SHOULD ANY ERROR OR INCONSISTENCY EXIST, THE CONTRACTOR SHALL NOT PROCEED WITH THE WORK AFFECTED UNTIL REPORTED TO THE PROJECT ENGINEER FOR CLARIFICATION OR CORRECTION.
15. ANY INSPECTION BY THE CITY OR PROJECT ENGINEER SHALL NOT, IN ANY WAY, RELIEVE THE CONTRACTOR FROM ANY OBLIGATION TO PERFORM THE WORK IN COMPLIANCE WITH THE APPLICABLE CODES, REGULATIONS, CITY STANDARDS AND PROJECT CONTRACT DOCUMENTS.
16. THE CONTRACTOR SHALL PROVIDE TO THE CITY PROJECT MANAGER AND INSPECTOR A 24 HOUR CONTACT PERSON AND CELL PHONE NUMBER.

## PROJECT NOTES

1. WORK HOURS ARE FROM 8:00AM TO 5:00PM M-F.
2. NO WORK DURING ROBIN HOOD FESTIVAL (JULY 18-21). ALL FIXTURES REMOVED PREVIOUSLY FOR PAINTING PROPOSES MUST BE BACK IN PLACE AN FUNCTIONING BY JULY 17TH TO ACCOMMODATE THE FESTIVAL. REMOVE/REINSTALL AS NECESSARY CAN RESUME AFTER THE CONCLUSION OF THE FESTIVAL.
3. WHEN PAINTING STOP SIGN MONUMENTS CONTRACTOR TO SUPPLY TEMPORARY STOP SIGNS SUPPORT AND SIGNAGE SUCH THAT STOP SIGNS ARE IN PLACE AT ALL TIMES.
4. ANY LIGHT REMOVAL AND REINSTALL MUST BE DONE IN PHASES SUCH THAT LIGHTING CAN STILL BE PROVIDED TO THE EXTENT PRACTICAL DURING THE PROJECT. EXAMPLE WOULD BE ONE SIDE OF A STREET OR INTERSECTION AT A TIME OR EVERY OTHER POLE. ALTERNATIVE TEMPORARY LIGHTING COULD ALSO BE PROVIDED TO SATISFY THIS REQUIREMENT. A LIGHTING PHASING PLAN SHALL BE SUBMITTED TO THE CITY FOR APPROVAL PRIOR TO REMOVING ANY STREETLIGHTING.
3. NO PAINT RESIDUE, RUST PARTICLES, DEBRIS, ETC. RESULTING FROM PREPPING AND PAINTING SHALL ENTER STORM DRAINS.
4. PAINT COLOR - SEE SPECIAL PROVISIONS
5. CONTRACTOR TO SEND OUT WRITTEN NEIGHBORHOOD NOTICES TO ADJACENT RESIDENCES AND BUSINESSES WITH DATES OF PAINTING WORK. CONTACT ENGINEER FOR NOTICE LIMITS AND WRITTEN NOTICE APPROVAL.
6. CONTRACTOR SHALL PROTECT PEDESTRIANS, VEHICLES, AND SURROUNDING BUILDINGS (ETC.) FROM ANY PAINT OVERSPRAY OR ANY OTHER PROJECT CONTAMINANTS FOR THE DURATION OF THE PROJECT.
7. CONTRACTOR SHALL PROTECT ALL REMOVED POLES AND APPURTENANCES FROM DAMAGE AND AGAINST THEFT. CONTRACTOR RESPONSIBLE TO REPLACE ANY LOST OR STOLEN ITEMS.
8. CONTRACTOR TO VERIFY THE FURNITURE AND FIXTURES TO BE PAINTED WITH THE CITY INSPECTOR.
9. DO NOT PAINT PEDESTRIAN PUSH BUTTON, STAINLESS STEEL HARDWARE AND EQUIPMENT.
10. REMOVE AND PROTECT ALL FLOWER POTS, BANNERS, FLAGS, SIGNS AND SUPPORTS, ETC. (IF BID ALTERNATE HAS BEEN AUTHORIZED).

## FIXTURE COUNT

1. LIGHT POLES (ALL TYPES)	83
2. BENCH SEATS	16
3. MONUMENTS	21
4. BIKE RACK BOLLARDS	14
5. BOLLARDS - 8"	14
6. BOLLARDS - 6"	12
7. BOLLARDS - 4" TALL	4
8. BOLLARDS - 4" SHORT	8
9. TRASH CANS	13
10. MESSAGE BOARD FRAME	5
11. PUSH BUTTON ACTIVATOR POLE	4
12. ACCESS PANEL PLATE	4

## TRAFFIC CONTROL NOTES

1. THE CONTRACTOR SHALL SUBMIT A TRAFFIC CONTROL PLAN FOR VEHICLES AND PEDESTRIANS CONFORMING TO THE LATEST EDITION OF THE MANUAL ON UNIFORM TRAFFIC CONTROL DEVICES FOR APPROVAL PRIOR TO THE START OF CONSTRUCTION. TRAFFIC CONTROL PLAN SHALL SHOW PHASING/SEQUENCING PLAN AND SHALL BE SUBJECT TO THE APPROVAL BY THE CITY.
2. LANE CLOSURES AUTHORIZED BETWEEN 8:30 AM TO 4:30 PM. FLAGGERS SHALL BE PROVIDED AS NEEDED TO MAINTAIN FUNCTIONING OF INTERSECTIONS. ONE LANE OF TRAFFIC TO REMAIN OPEN AT ALL TIMES.
3. THE CONTRACTOR IS RESPONSIBLE FOR MAINTAINING EMERGENCY VEHICLE ACCESS TO ALL PROPERTIES AT ALL TIMES. ACCESS TO BUSINESSES IS ALSO TO BE MAINTAINED FOR THE DURATION OF THE PROJECT.
4. THE CONTRACTOR IS RESPONSIBLE FOR MAINTAINING ACCESS FOR MAIL (DAILY) AND TRASH (FRIDAY) AT ALL TIMES.
5. TRAFFIC CONTROL SHALL INCLUDE ALL PAVEMENT MARKING REMOVAL, TEMPORARY PAVEMENT MARKING, BARRICADES, DELINEATORS, SIGNAGE, FLAGGERS, TEMPORARY PAVEMENT MARKINGS AND ALL INCIDENTALS NECESSARY TO COMPLETE THE WORK. TO BE PAID FOR UNDER THE BID ITEM "TEMPORARY WORK ZONE TRAFFIC CONTROL, COMPLETE".
6. CONTRACTOR IS RESPONSIBLE FOR THE IMPLEMENTATION OF A TRAFFIC CONTROL PLAN AND ITS CONTINUED FUNCTIONING FOR THE PROTECTION OF CONSTRUCTION WORKERS, VEHICULAR TRAFFIC, BICYCLE TRAFFIC AND PEDESTRIANS. ALL TRAFFIC CONTROL DEVICES/SIGNAGE SHALL BE IN ACCORDANCE WITH THE MANUAL OF UNIFORM TRAFFIC CONTROL DEVICES. APPROVAL OF THE TRAFFIC CONTROL PLAN BY THE CITY OF SHERWOOD DOES NOT NEGATE THE CONTRACTOR'S RESPONSIBILITY TO MAINTAIN A SAFE WORK ZONE. THE CITY OF SHERWOOD BEARS NO LIABILITY FOR THE CONTRACTOR'S IMPLEMENTATION OF A TRAFFIC CONTROL PLAN.
7. PROJECT PHASING SHALL BE CONDUCTED IN SEPARATE STAGES TO ALLOW FOR PEDESTRIAN PASSAGE ON AT LEAST ONE SIDE OF A STREET OR INTERSECTION AT A TIME AND ALSO ALLOW FOR ACCESS TO ALL LOCAL BUSINESSES AND RESIDENCES AT ALL TIMES. SIDEWALK CLOSURE ALLOWED ON ONLY ONE SIDE OF A STREET AT A TIME AND ONLY WITH AN APPROVED PEDESTRIAN ROUTING PLAN.

## BID ALTERNATE NOTES

1. POWDER COAT VS. PAINT
2. CONTRACTOR REMOVES AND REPLACES TRAFFIC SIGNS VS. CITY

COVER SHEET

DOWNTOWN STREETSAPES PH 1  
FURNISHING REPAIRING PROJECT

LOCATED IN SECTION 32B, T2S, R1W, W.M. IN THE CITY  
OF SHERWOOD, WASHINGTON COUNTY,  
STATE OF OREGON

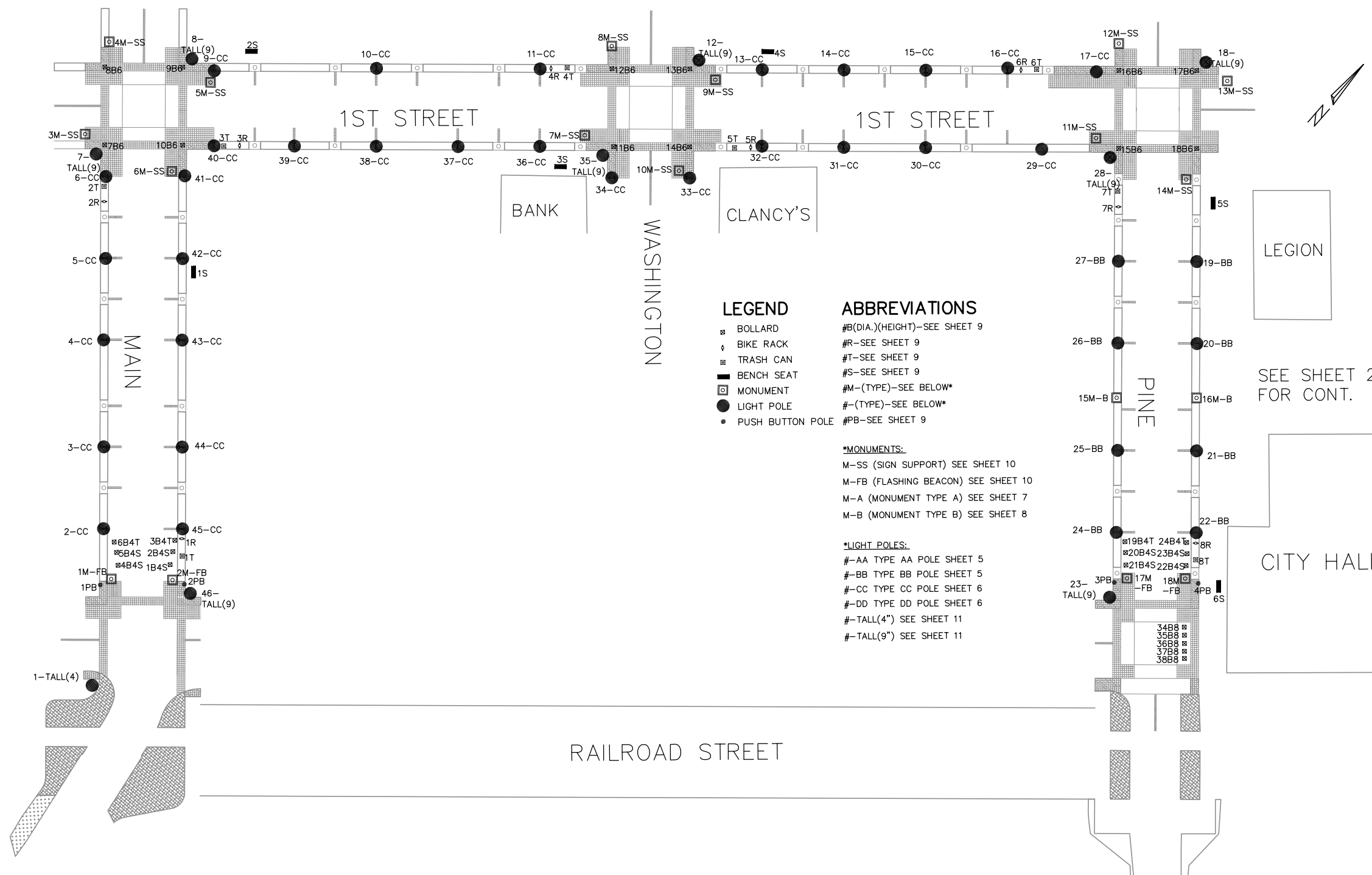
CITY OF SHERWOOD  
ENGINEERING DEPARTMENT  
22560 SW PINE STREET  
SHERWOOD, OREGON 97140

PHONE: (503) 925-2309  
FAX: (503) 925-0629  
E-MAIL: [engineering@sherwoodoregon.gov](mailto:engineering@sherwoodoregon.gov)

DRAWN BY:	AS	CHECKED BY:	CCC
FULL SIZE SCALE:	NOT TO SCALE	DATE:	SUMMER 2024
			REVISIONS

JOB NO.

SHEET NO. SHEET **2**



**LEGEND**

- BOLLARD
- ⬇ BIKE RACK
- TRASH CAN
- BENCH SEAT
- MONUMENT
- LIGHT POLE
- PUSH BUTTON POLE

**ABBREVIATIONS**

- #B(DIA.)(HEIGHT)-SEE SHEET 9
- #R-SEE SHEET 9
- #T-SEE SHEET 9
- #S-SEE SHEET 9
- #M-(TYPE)-SEE BELOW\*
- #-(TYPE)-SEE BELOW\*
- #PB-SEE SHEET 9

- \*MONUMENTS:**  
 M-SS (SIGN SUPPORT) SEE SHEET 10  
 M-FB (FLASHING BEACON) SEE SHEET 10  
 M-A (MONUMENT TYPE A) SEE SHEET 7  
 M-B (MONUMENT TYPE B) SEE SHEET 8

- \*LIGHT POLES:**  
 #-AA TYPE AA POLE SHEET 5  
 #-BB TYPE BB POLE SHEET 5  
 #-CC TYPE CC POLE SHEET 6  
 #-DD TYPE DD POLE SHEET 6  
 #-TALL(4") SEE SHEET 11  
 #-TALL(9") SEE SHEET 11

SEE SHEET 2 FOR CONT.

**WEST**

**DOWNTOWN STREETS CAPES PH 1  
 FURNISHING REPAIRING PROJECT**

LOCATED IN SECTION 32B, T2S, R1W, W.M. IN THE CITY  
 OF SHERWOOD, WASHINGTON COUNTY,  
 STATE OF OREGON

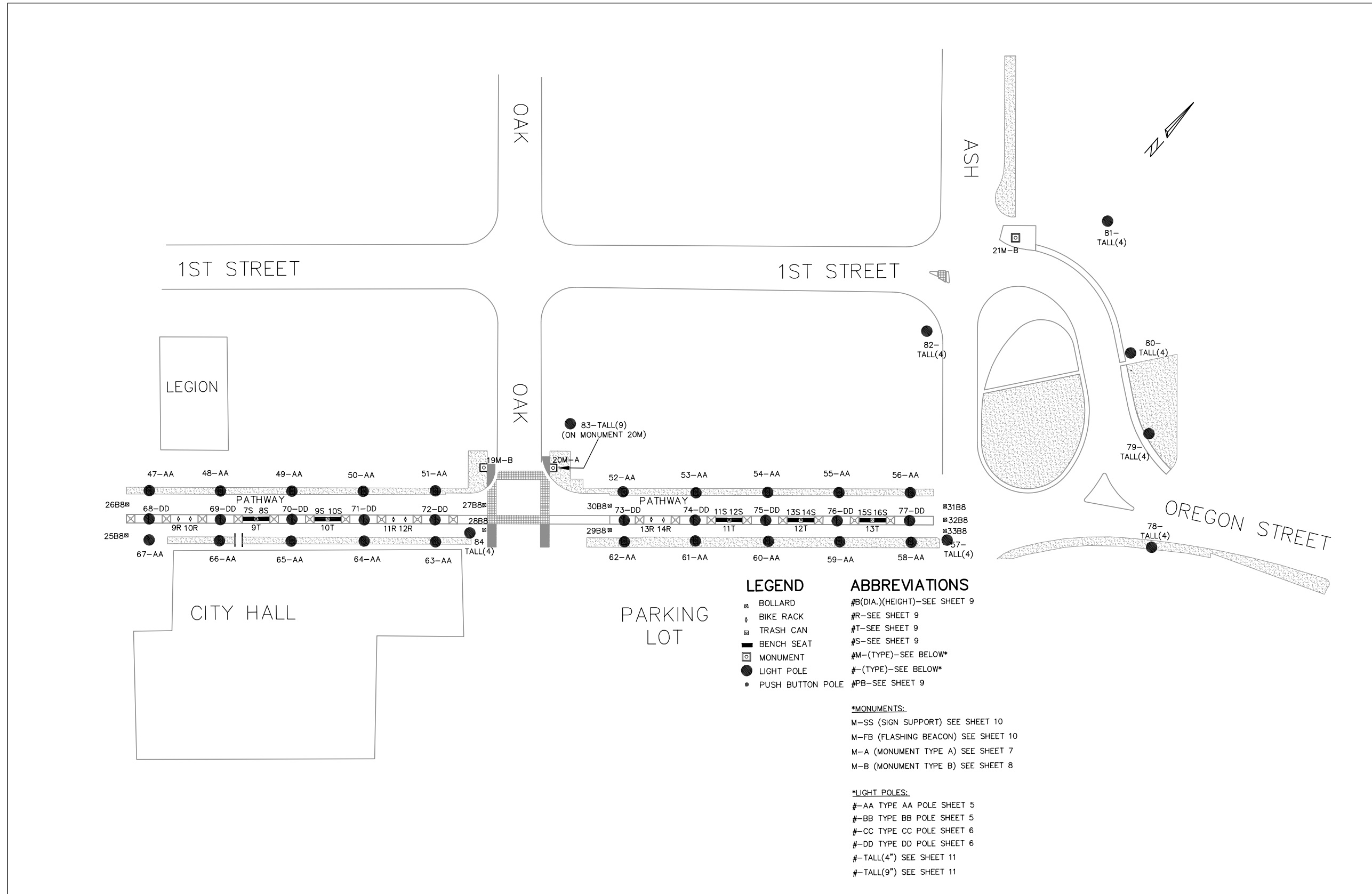
**CITY OF SHERWOOD**  
 ENGINEERING DEPARTMENT  
 22560 SW PINE STREET  
 SHERWOOD, OREGON 97140

PHONE: (503) 925-2309  
 FAX: (503) 625-0629  
 E-MAIL: [engineering@sherwoodoregon.gov](mailto:engineering@sherwoodoregon.gov)

AS	CC	NOT TO SCALE	SUMMER 2024
DRAWN BY:	CHECKED BY:	FULL SIZE SCALE:	DATE:
REVISIONS			

JOB NO. \_\_\_\_\_

SHEET NO. **3**



**LEGEND**

- ⊠ BOLLARD
- ⊞ BIKE RACK
- ⊞ TRASH CAN
- ▬ BENCH SEAT
- ⊞ MONUMENT
- LIGHT POLE
- PUSH BUTTON POLE

**ABBREVIATIONS**

- #B(DIA.)(HEIGHT)-SEE SHEET 9
- #R-SEE SHEET 9
- #T-SEE SHEET 9
- #S-SEE SHEET 9
- #M-(TYPE)-SEE BELOW\*
- #-(TYPE)-SEE BELOW\*
- #PB-SEE SHEET 9

**\*MONUMENTS:**  
 M-SS (SIGN SUPPORT) SEE SHEET 10  
 M-FB (FLASHING BEACON) SEE SHEET 10  
 M-A (MONUMENT TYPE A) SEE SHEET 7  
 M-B (MONUMENT TYPE B) SEE SHEET 8

**\*LIGHT POLES:**  
 #-AA TYPE AA POLE SHEET 5  
 #-BB TYPE BB POLE SHEET 5  
 #-CC TYPE CC POLE SHEET 6  
 #-DD TYPE DD POLE SHEET 6  
 #-TALL(4") SEE SHEET 11  
 #-TALL(9") SEE SHEET 11

**EAST**

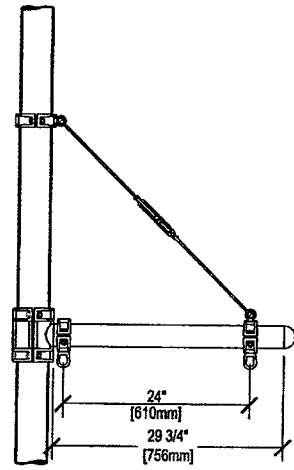
**DOWNTOWN STREETSCAPES PH 1  
 FURNISHING REPAIRING PROJECT**

LOCATED IN SECTION 32B, T2S, R1W, W.M. IN THE CITY  
 OF SHERWOOD, WASHINGTON COUNTY,  
 STATE OF OREGON

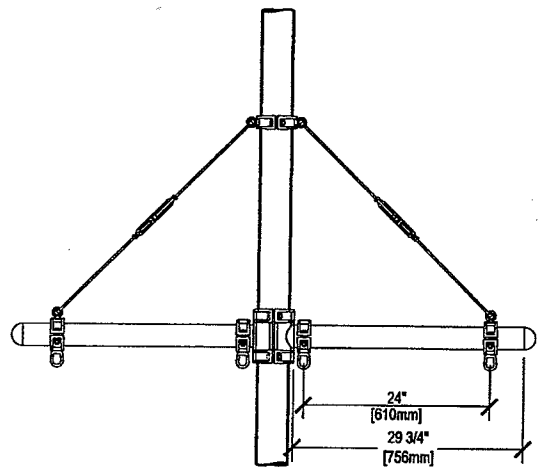
**CITY OF SHERWOOD  
 ENGINEERING DEPARTMENT**  
 22540 SW PINE STREET  
 SHERWOOD, OREGON 97140

PHONE: (503) 925-2309  
 FAX: (503) 925-0629  
 E-MAIL: [engineering@sherwoodoregon.gov](mailto:engineering@sherwoodoregon.gov)

DRAWN BY:	AS	CHECKED BY:	CCC
FULL SIZE SCALE:	NOT TO SCALE	DATE:	SUMMER 2024
REVISIONS			




SINGLE ARM CONFIGURATION  
N.T.S.



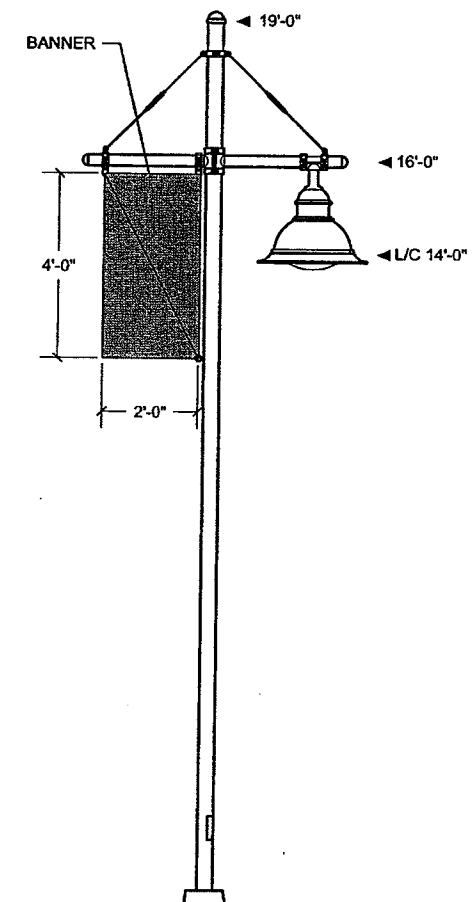
DOUBLE ARM CONFIGURATION  
N.T.S.

TYPICAL BRACKET ARM DETAILS  
NOT TO SCALE



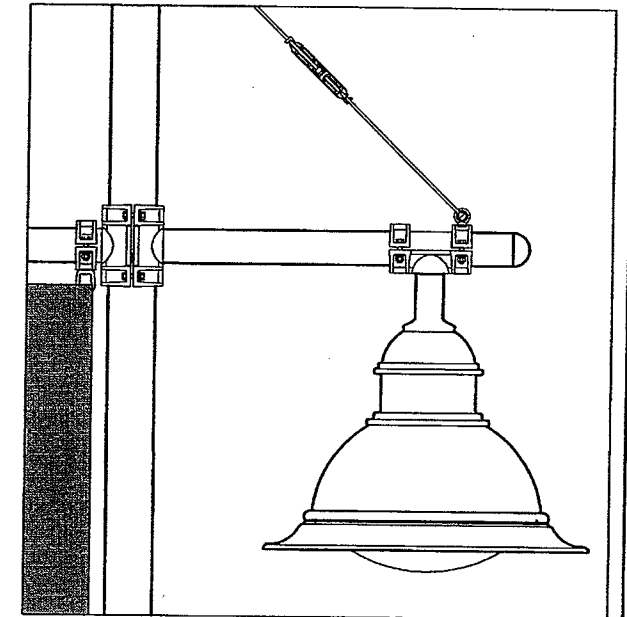
LIGHT STANDARD TYPE 'AA'  
NOT TO SCALE

# - AA  
QTY: 20

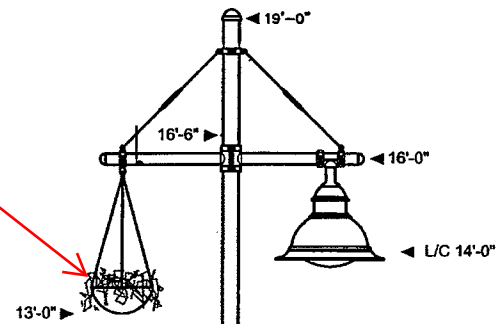


LIGHT STANDARD TYPE 'BB'  
NOT TO SCALE

# - BB  
QTY: 8



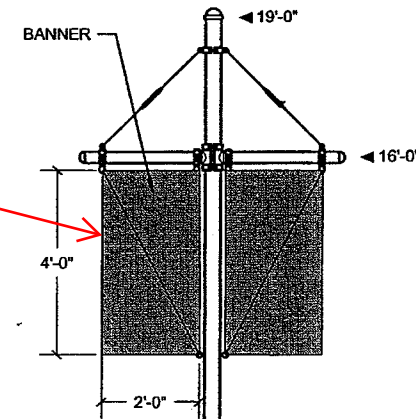
REMOVE AND PROTECT  
-REPLACE AFTER PAINTING (TYP.)



LIGHT STANDARD TYPE 'CC'  
NOT TO SCALE

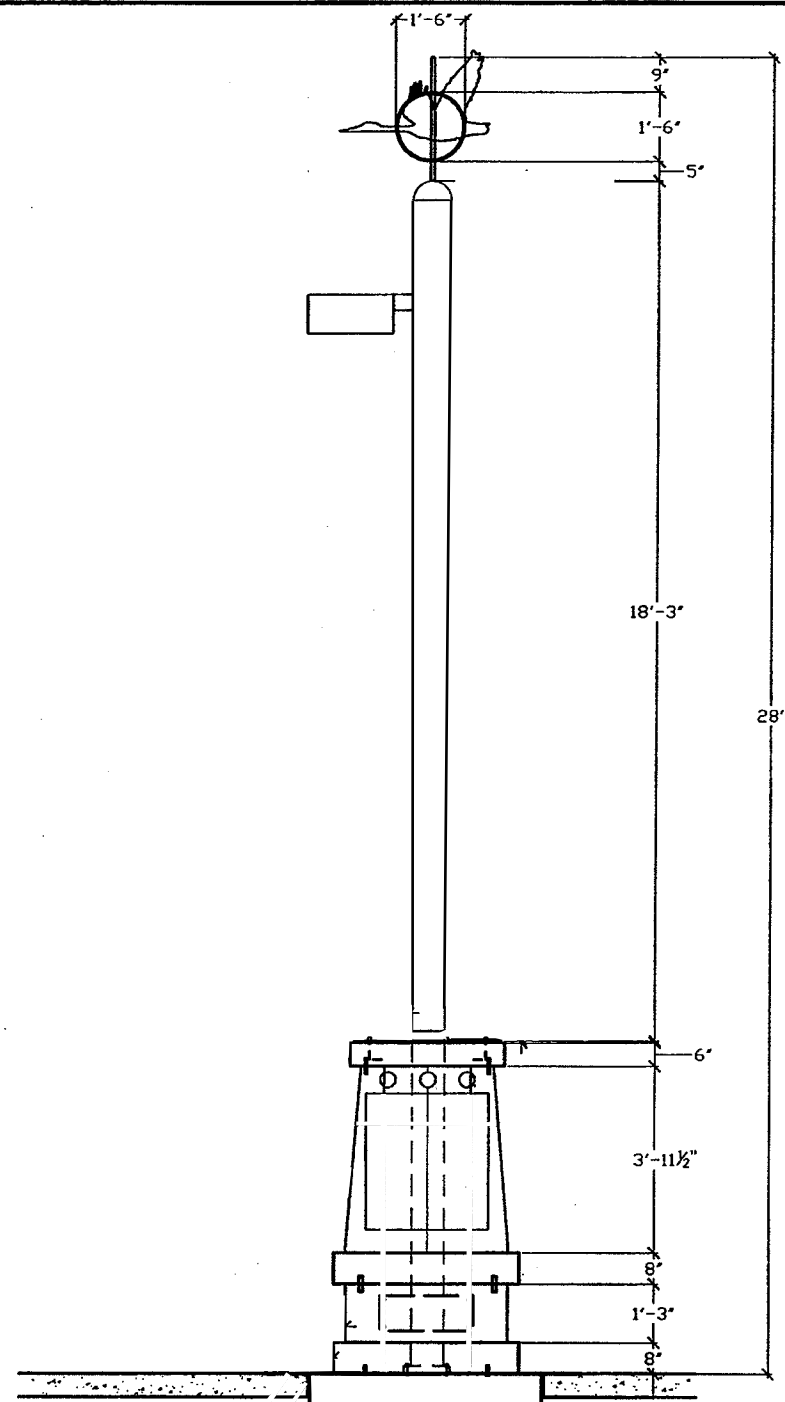
# - CC  
QTY: 29

REMOVE AND PROTECT ANY  
BANNERS  
-REPLACE AFTER PAINTING (TYP.)



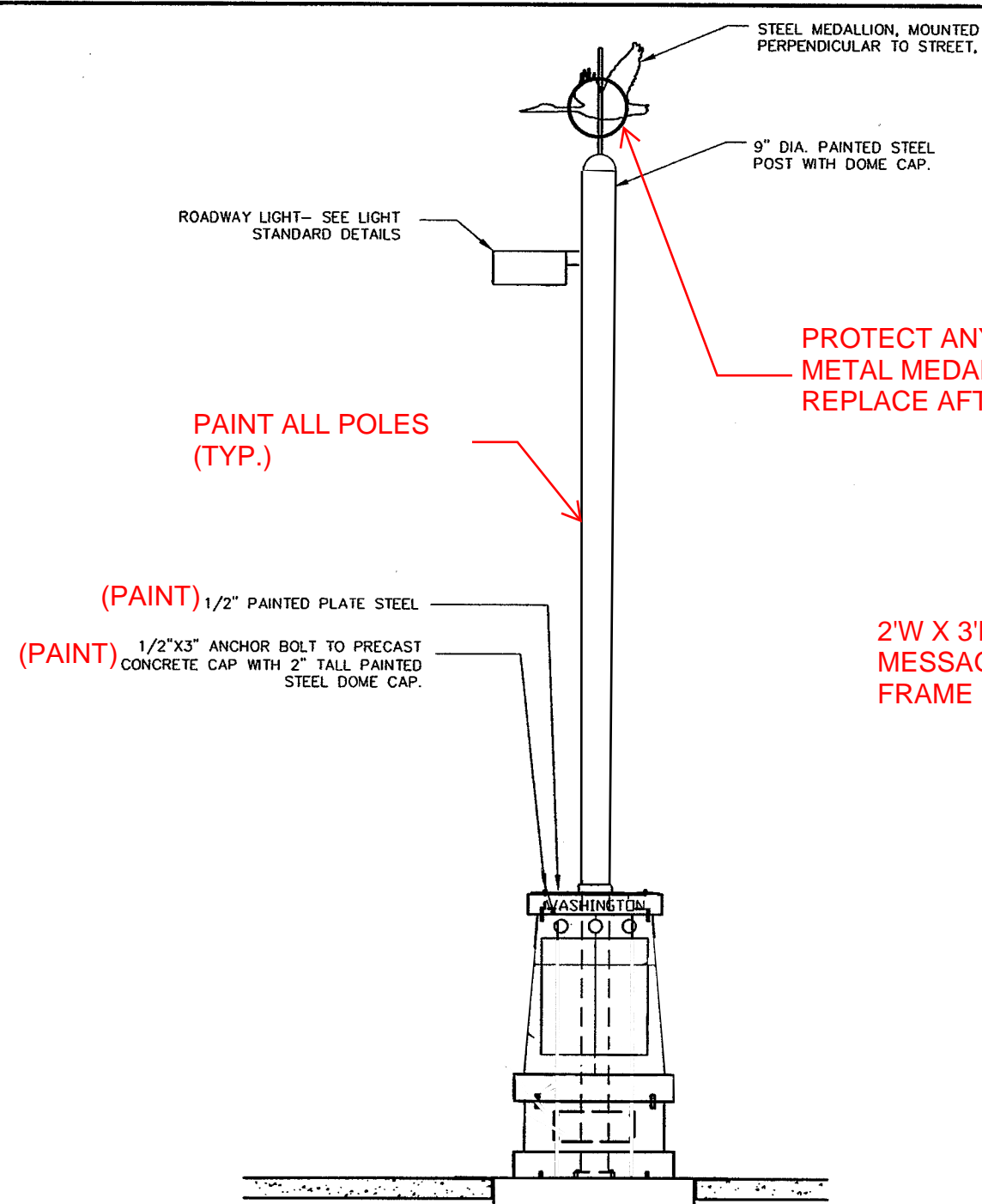
LIGHT STANDARD TYPE 'DD'  
NOT TO SCALE

# - DD  
QTY: 10

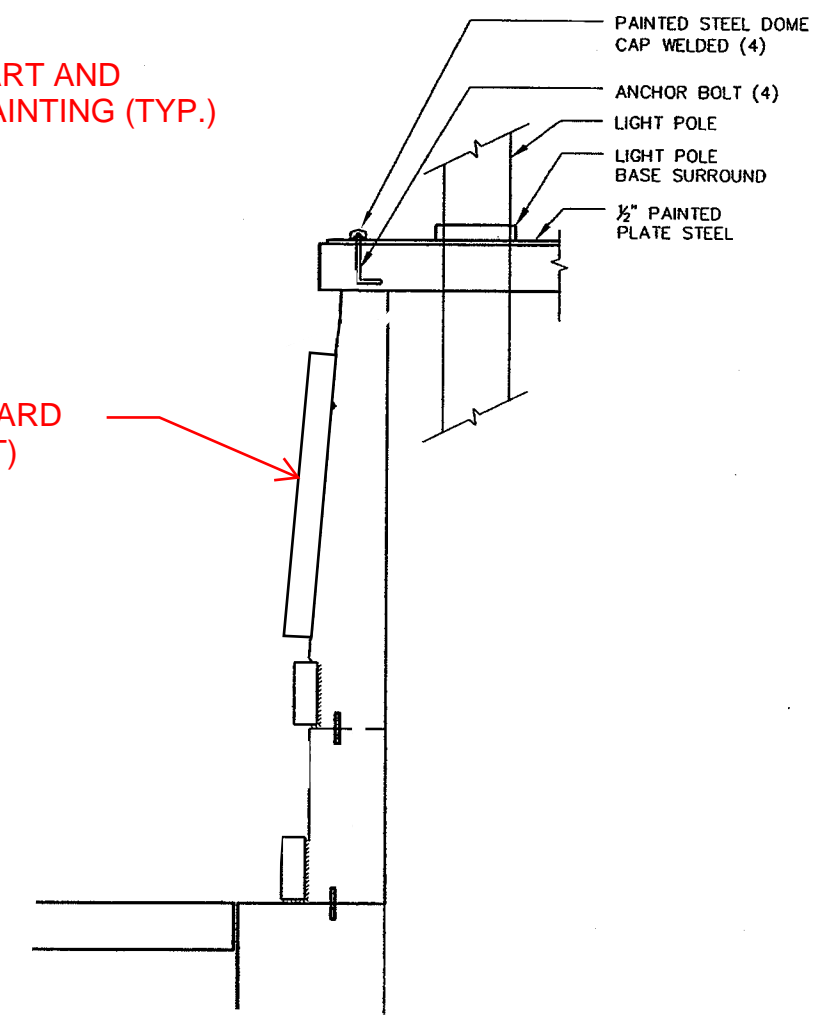


20M  
QTY: 1

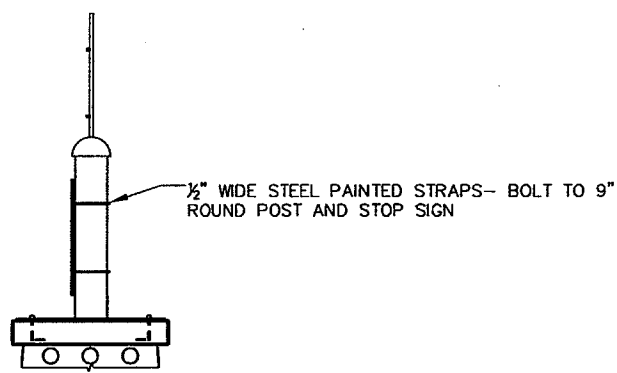
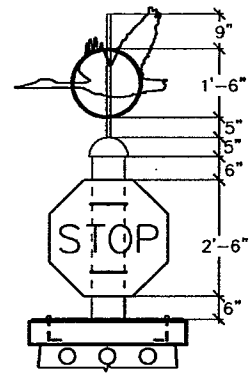
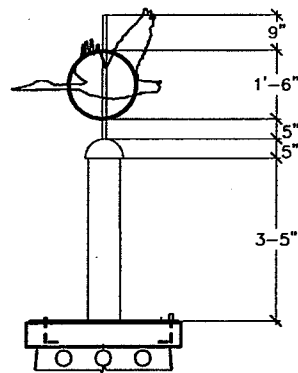
ELEVATION OF TYPE A MONUMENT - DIMENSIONS  
SCALE: NOT TO SCALE  
WITH LIGHT POLE



ELEVATION OF TYPE A MONUMENT - MATERIALS  
SCALE: NOT TO SCALE  
WITH LIGHT POLE

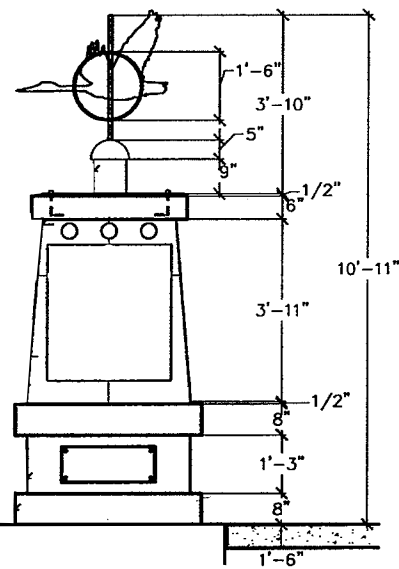


MONUMENT ENLARGEMENT  
SCALE: NOT TO SCALE



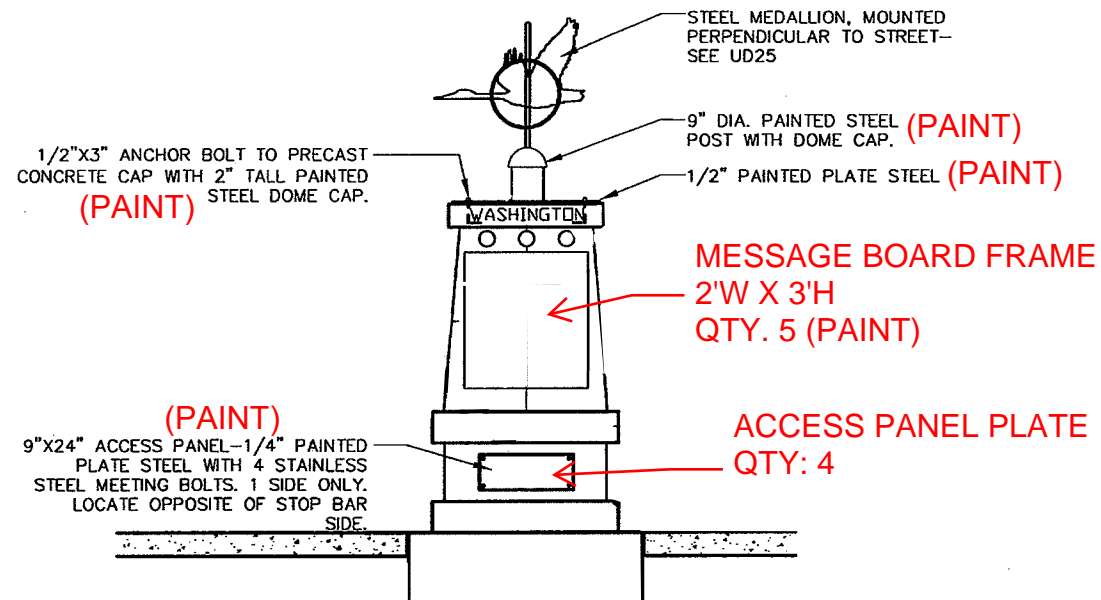
OAK/OREGON-- MONUMENT B  
SCALE: NOT TO SCALE WITH STOP SIGN

19M  
QTY: 1



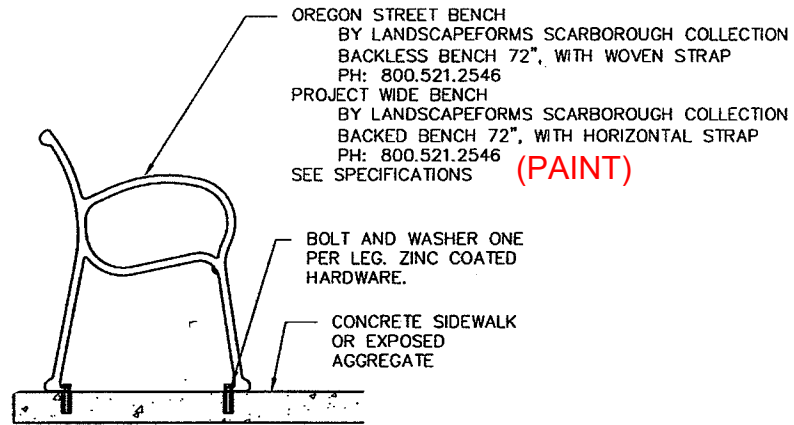
#M-B  
QTY: 3

ELEVATION OF TYPE B MONUMENT -- DIMENSIONS  
SCALE: NOT TO SCALE



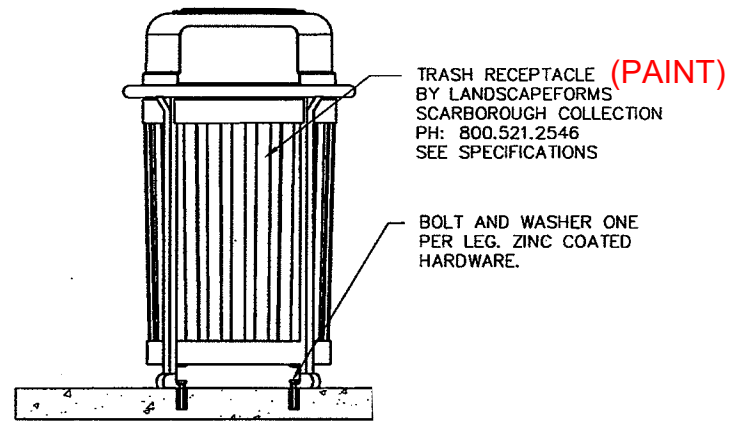
ELEVATION OF TYPE B MONUMENT -- MATERIALS  
SCALE: NOT TO SCALE





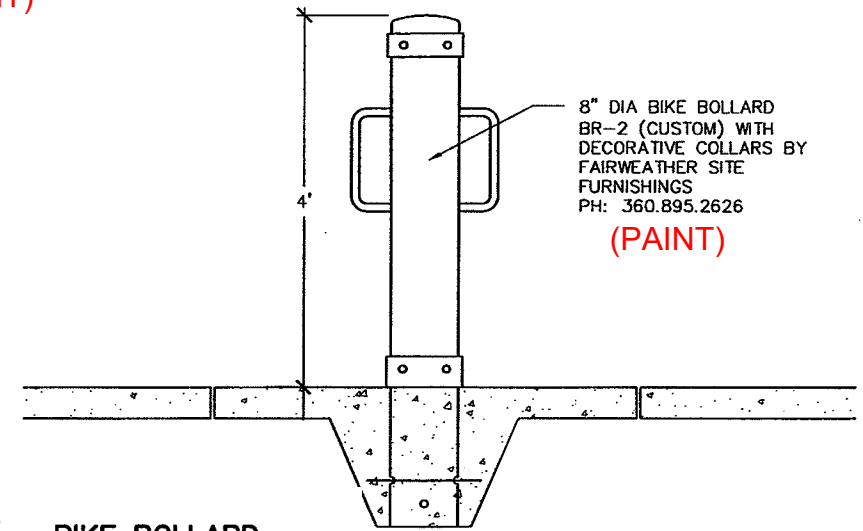
**BENCH SEAT**  
SCALE: NOT TO SCALE

#S  
QTY: 16



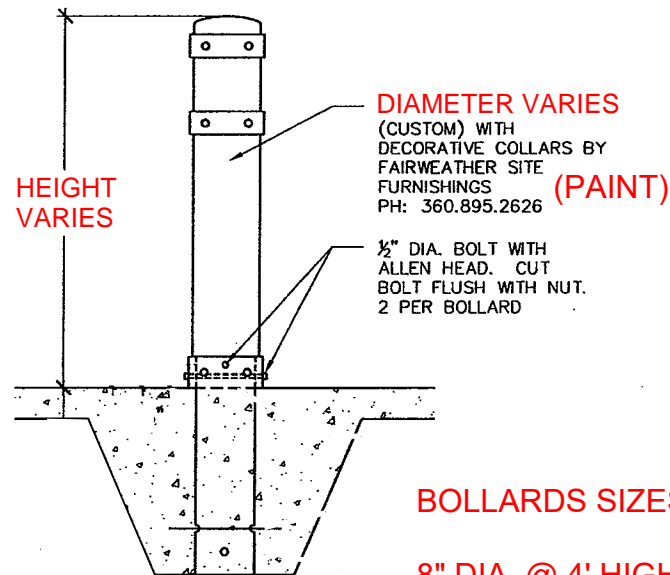
**TRASH RECEPTACLE**  
SCALE: NOT TO SCALE

#T  
QTY: 13



**BIKE BOLLARD**  
SCALE: NOT TO SCALE

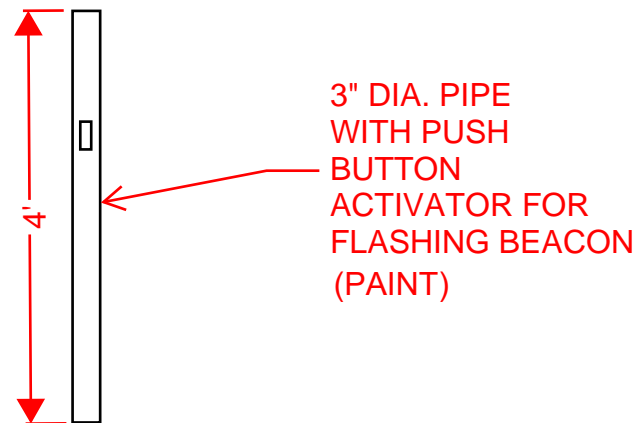
#R  
QTY: 14



**BOLLARDS SIZES VARY**

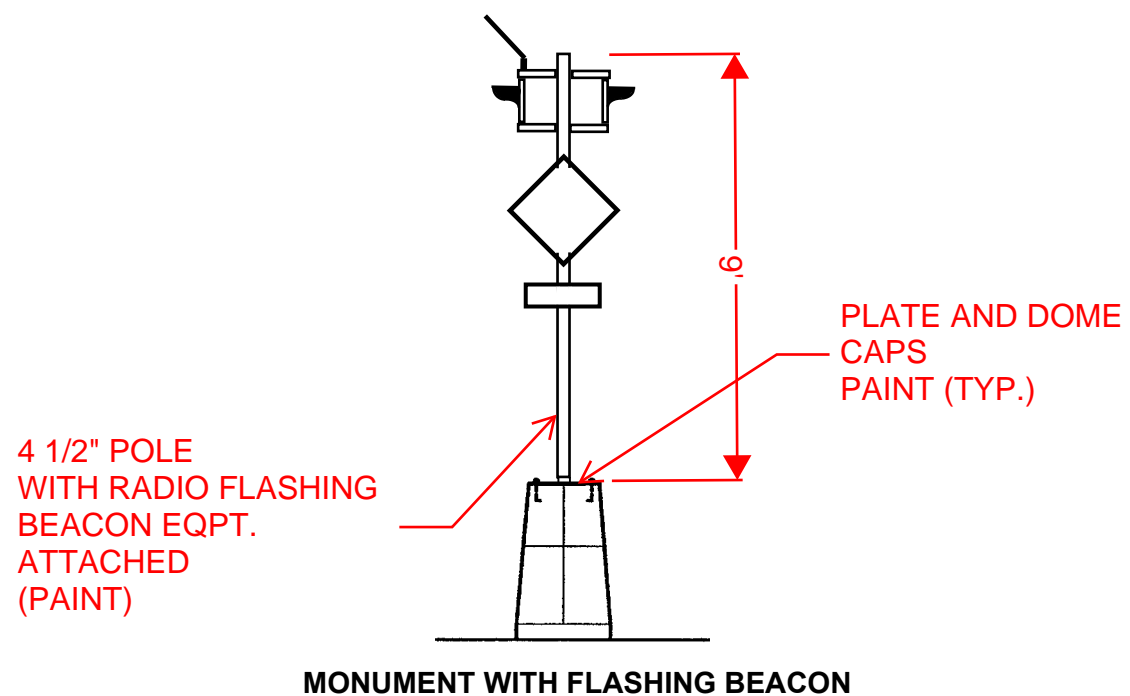
- 8" DIA. @ 4' HIGH QTY. 14
- 6" DIA. @ 4' HIGH QTY. 12
- 4" DIA. @ 3'6" HIGH QTY. 8
- 4" DIA. @ 5'6" HIGH QTY. 4

**REMOVABLE BOLLARD**  
SCALE: NOT TO SCALE

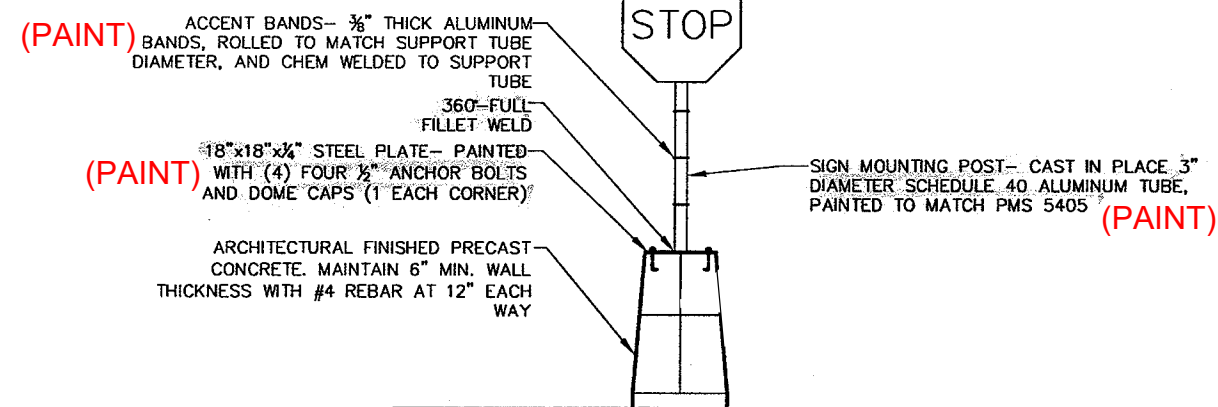
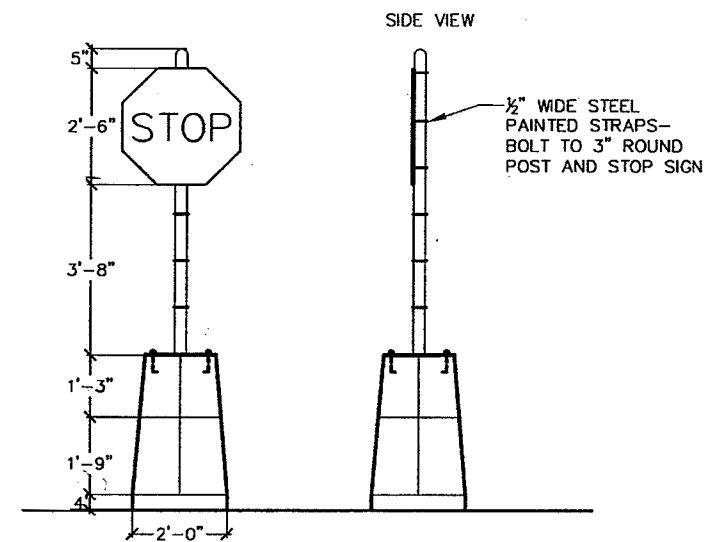


**PUSH BUTTON ACTIVATOR POLE**

#PB  
QTY: 4

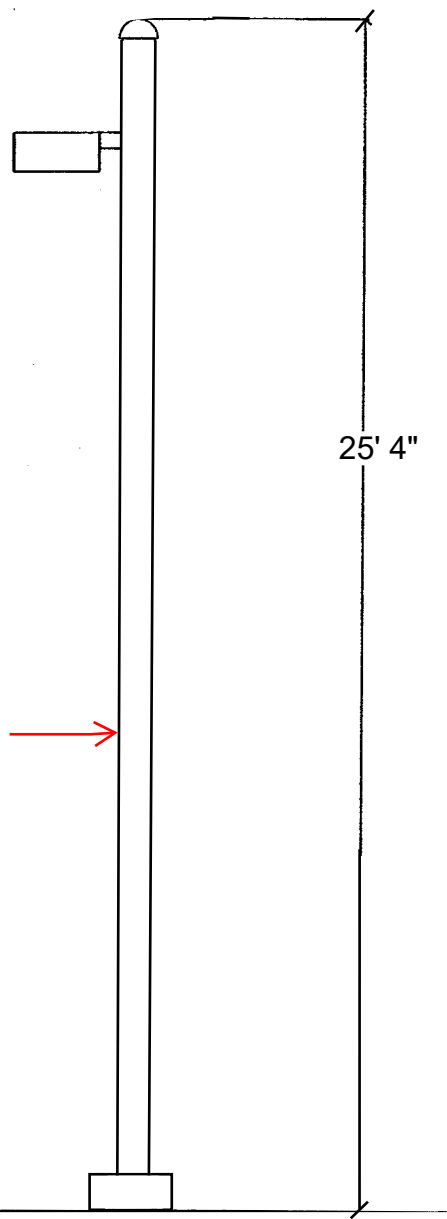


#M-FB  
QTY. 4



**MONUMENT WITH STOP SIGN**

#M-SS  
QTY. 12

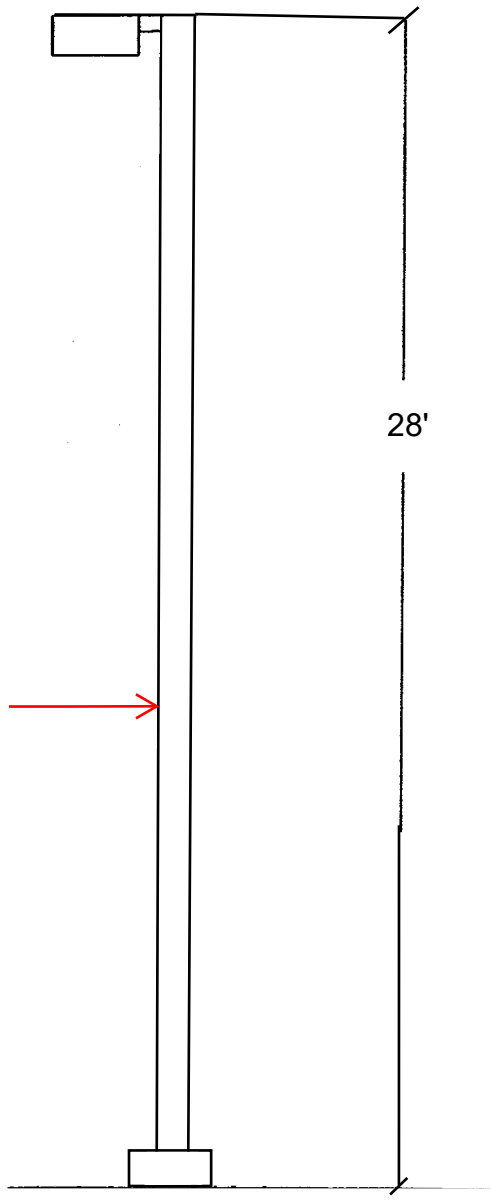


9" DIA. POLE →

25' 4"

TALL LIGHT POLE (9" DIAMETER)

#-TALL(9")  
QTY. 10

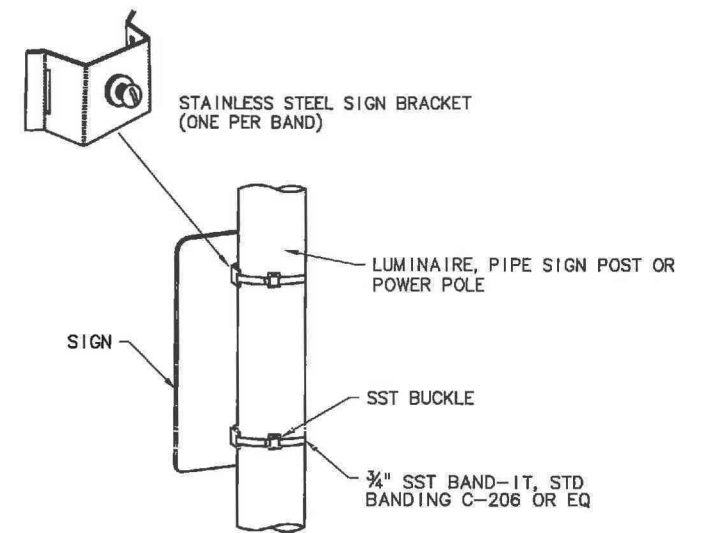


4" DIA. POLE →

28'

TALL LIGHT POLE (4" DIAMETER)

#-TALL(4")  
QTY. 6



**NOTES:**

1. SIGNS MOUNTED TO VERTICAL POSTS THAT USE STAINLESS STEEL CLAMPS SHALL NOT BE WIDER THAN 36". USE 2 CLAMPS FOR ALL SIGNS LESS THAN 48" IN HEIGHT AND 3 CLAMPS FOR SIGNS 48" TO 60" IN HEIGHT.

**STAINLESS STEEL CLAMP (SSC) DETAIL**

SCALE: NTS